

## GF164SE

16"/40 cm

Gas Powered Blower

Tried and true, tested and trusted, conventional ventilators have stood the test of time. The GF series are the PPV fans that helped to build the RAMFAN brand in the industry and these feconomical gas fans are well known for their durability.

Compact and light with outstanding close range ventilation using TurboForce™ technology to generate stronger, faster and more focused airflow than possible with conventional propeller designs.

### Specifications

<b>Model</b>	<b>GF164SE</b>
<b>Part</b>	GB5001HSE
<b>Weight</b>	59 lbs / 27 kg
<b>Impeller</b>	7-Blade
<b>Dimensions (h/w/d)</b>	21 x 20 x 17 in / 53 x 51 x 43 cm
<b>Engine</b>	Honda GC160 4.6 Hp / 3.4 kW
<b>Noise</b>	96.1 dB@3' (1 m)
<b>Run Time</b>	1 hr 58 min
<b>Approvals</b>	CE AMCA

*Note: Output changes as setback from the opening changes. Single door airflow is per AMCA 240-6 testing. This data derives from 0" static pressure. Real world results will be substantially reduced by structure backpressure. The GF164SE tested at 8 ft (2.4 m) setback at 16° tilt without stator vanes.*

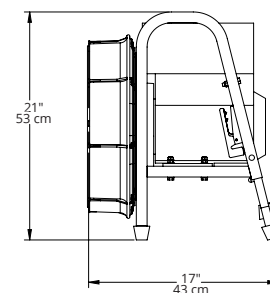
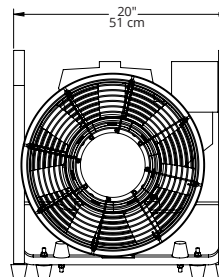
AMCA 240, as defined and tested by the third-party Air Movement and Control Association (AMCA), is tested through a standard area opening which represents a single-door structure opening most often used in fire fighting PPV operations. This test procedure is published and is the most accurate method for PPV airflow testing that currently exists. AMCA's testing center is available to all manufacturers of ventilators for performance verification to this standard. Due to its standardized, published testing procedure and third-party status, this is known internationally as the best testing method for comparing PPV fans. Verify performance data online at AMCA.org.

Compact for easy lifting and storage

7-Blade polymer TurboForce™ shatter resistance and enhanced PPV Performance

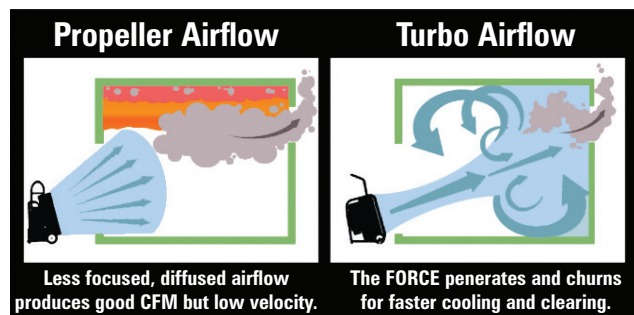


5-position rapid tilt feature for fast, easy setup range



### Performance

Airflow	
PPV (Single Door)	10,058 cfm (17,099 m³/hr)



### Available Accessories

**Cooling Collar**  
Order #ED-MIST16



**BigBore™ Exhaust Diverter Adapter**  
Muffler Fitting  
Order # GF7110CZ  
Compatible with Honda motors



**Exhaust Diverter Hose**  
2" x 12' (5 cm x 3.6 m)  
Order # GF7115



**16" (40cm) Multi-Purpose Accessory Kit**  
Order # BG16LFA

