


EFi50/EFi120/EFi150

16"/40 cm

Blower/Exhauster

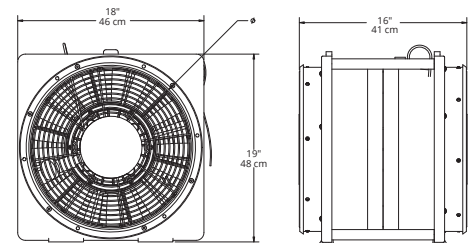
The largest portable, ducted blowers for highest volume air movement. Use the EFi150 (1.5HP) model for higher velocities, increased volumes and reduced purge or cooling times. Durable EFi series fans have high strength, glass reinforced ABS housing. Stackable in storage or during operation.

The Polymer TurboForce™ impeller is engineered to enhance performance as well as maximizing the airflow.



Specifications

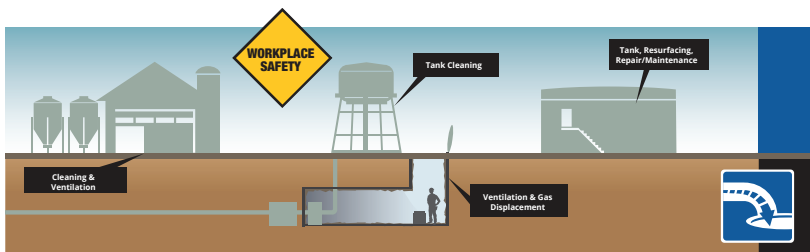
Model	EFi50 (115V/230V)		EFi120 (230V)	EFi150 (115V/230V)		
Part#	EA8000 Ships as 115V	EA8000-230 Ships as 230V	EA8120 Ships as 230V	EG8200 Ships as 115V	EG8200-CE Ships as 230V	EG8200-230 Ships as 230V
Motor	0.5 Hp	0.37 kW	0.9 kW	1.5 Hp	1.1 kW	
Motor Type	Thermally Protected Motor					
Electric	115/230V, 50/60Hz, 1ø		230V, 50Hz, 1ø	115/230V, 50/60Hz, 1ø		
Amps (Start/Run)	25A / 6A	13A / 3A	27A / 5A	80A / 15A	40A / 8A	
Cable Lengths	15'/4.6 m, 14AWG/2.5mm ²		3 m, 1.5mm ²	15'/4.6 m, 14AWG/ 2.5mm ²		
Plug Types	15A NEMA 5 - 15P	Twistlock L6 - 20P	16A Schuko	Twistlock L5 - 30P	16A Schuko	Twistlock L6 - 20P
Duct Adapters	2					
Noise	90.2 dB @ 3' (1 m)		86.1 dB @ 3' (1 m)	90.2 dB @ 3' (1 m)		
Weight	46 lbs	21 kg	24 kg	55 lbs	25 kg	
Dimensions (h/w/d)	19 x 18 x 16 in / 48 x 46 x 41 cm					
Impeller	21-Blade		7-Blade			
Approval	CE					



Performance

Airflow	EFi50	EFi120	EFi150
Free Air	3,200 cfm (5,440 m ³ /hr)	3,750 cfm (6,375 m ³ /hr)	4,459 cfm (7,580 m ³ /hr)
Through Duct 15'/4.6 m w/ one 90° turn:	1,934 cfm (3,289 m ³ /hr)	2,700 cfm (4,590 m ³ /hr)	3,179 cfm (5,404 m ³ /hr)

Ventilation Scenarios



Available Accessories

Layflat Duct

Order# FDT1625SME
16" (40cm) Unreinforced layflat duct, 25' (7.6 m)



Disposable Duct

Order# FDT-16DISP
16" (40 cm) diameter Disposable Layflat Polyethylene duct sold by the foot



16" (40 cm) Multi-Purpose Accessory Pack

Order# BG16LFA



ECKO Flex™ with Carrying Bag

Order # FDT-1615BR- 16" (40cm) standard duct 15' (4.6 m), w/ carrying bag

Order # FDT-1625BR - 16" (40cm) standard duct 25' (7.6 m), w/ carrying bag



Duct Carrying Bag

Order# BG16

